



Underfloor Heating (UK)

Industrial - Commercial - Domestic

Wiring diagrams for the deviheat cable system

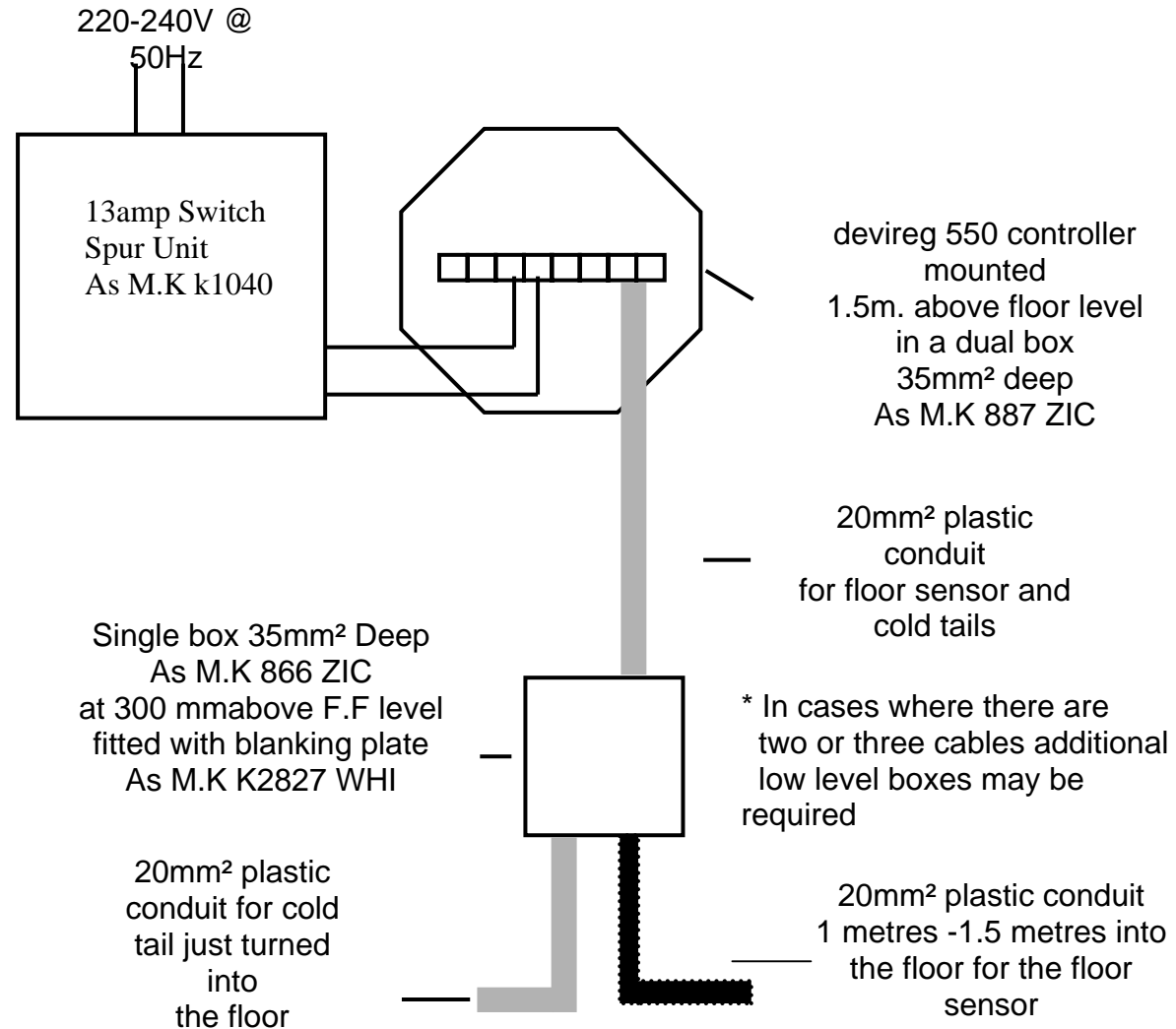
www.underfloorheating-uk.co.uk

Edison House
Unit 7, Edison Close
Ransomes Europark, Ipswich
Suffolk IP3 9GU
United Kingdom

(t) 01473 27 66 77
(f) 01473 27 66 78

Carcase wiring requirements for deviheat systems below 3000 Watts using the devireg 550 controller

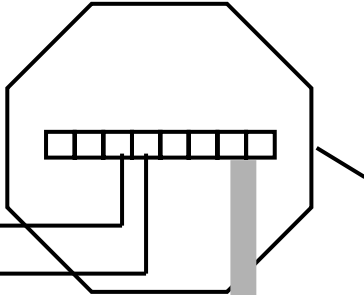
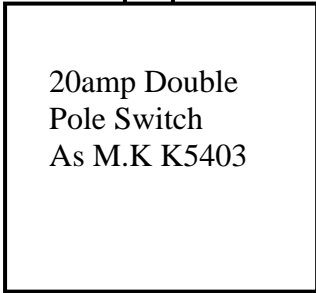
THERMOSTAT CONNECTION



Carcase wiring requirements for deviheat systems between 3000watt & 3500watt using the devireg 550 controller

THERMOSTAT CONNECTION

220-240V @ 50Hz
16amp radial circuit
from fuse board



devireg 550 controller
mounted
1.5m. above floor level
in a dual box
35mm² deep
As M.K 887 ZIC

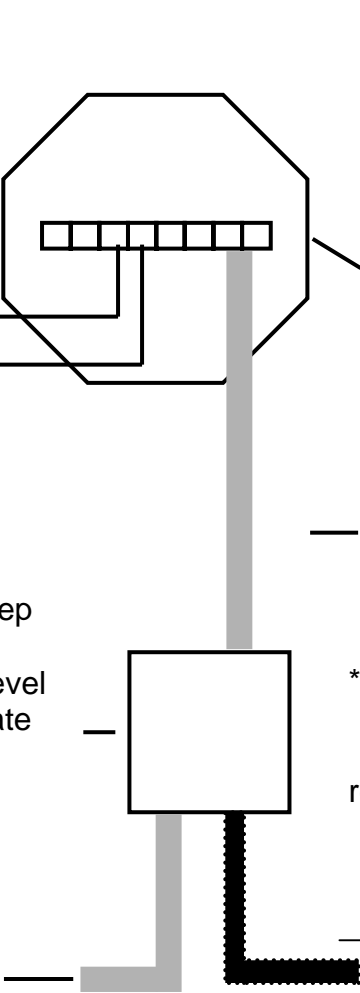
20mm² plastic
conduit
for floor sensor and
cold tails

Single box 35mm² Deep
As M.K 866 ZIC
at 300 mm above F.F level
fitted with blanking plate
As M.K K2827 WHI

* In cases where there are
two or three cables additional
low level boxes may be
required

20mm² plastic
conduit for cold
tail just turned
into
the floor

20mm² plastic conduit
1 metres -1.5 metres into
the floor for the floor
sensor



Carcase wiring requirements for deviheat systems above 3500 Watts using the devireg 550 controller

